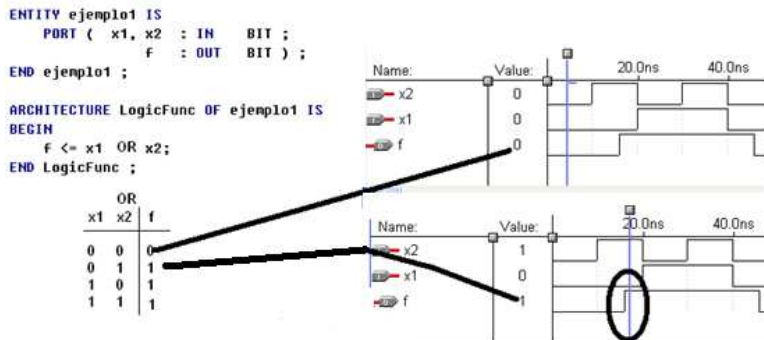
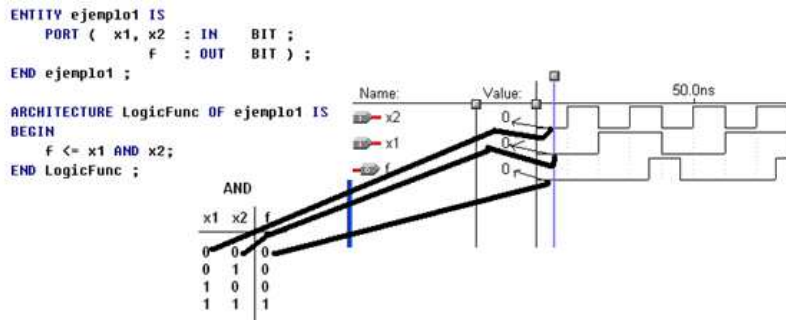
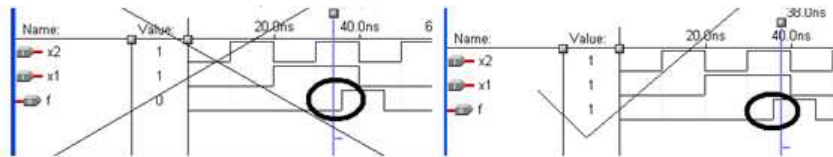


Cuadro Sinóptico VHDL

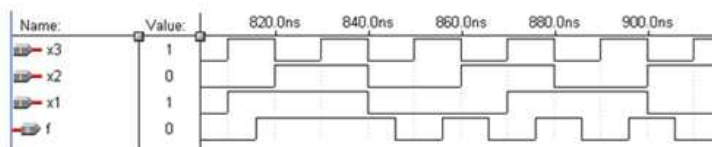
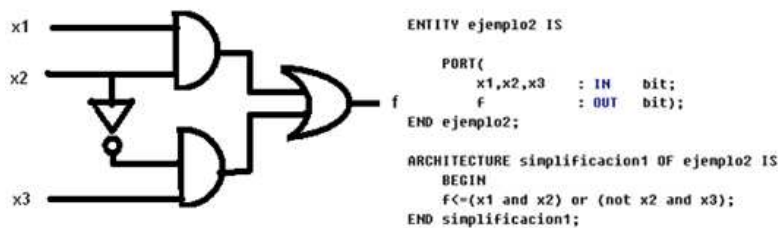
Compuertas lógicas básicas



Errores comunes



Con minimización. Sin escribir tabla de verdad, solo los datos minimizados



Sin minimizar, directamente de la tabla. Se utiliza tipo de datos std_logic que utiliza librería externa.

```
LIBRARY ieee ;
USE ieee.std_logic_1164.all ;
```

```
ENTITY Func1 IS
  PORT ( x1, x2, x3 : IN STD_LOGIC ;
        F      : OUT STD_LOGIC ) ;
END Func1 ;
```

```
ARCHITECTURE LogicFunc OF Func1 IS
  BEGIN
    F <= (NOT x1 AND NOT x2 AND NOT x3) OR
          (NOT x1 AND x2 AND NOT x3) OR
          (x1 AND NOT x2 AND NOT x3) OR
          (x1 AND NOT x2 AND x3) OR
          (x1 AND x2 AND NOT x3) ;
  END LogicFunc ;
```

